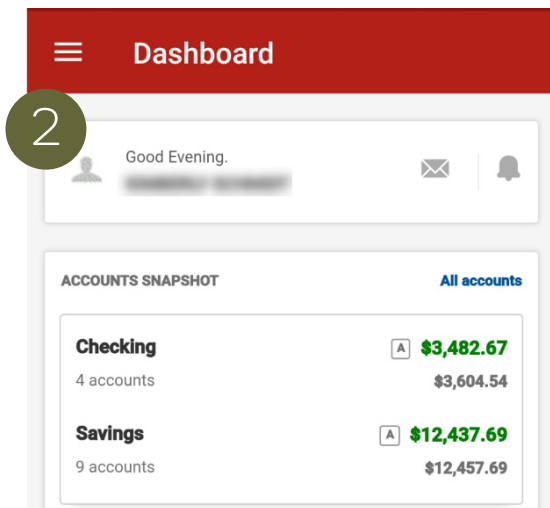


# Mobile Banking FICO® Score Widget – Enroll

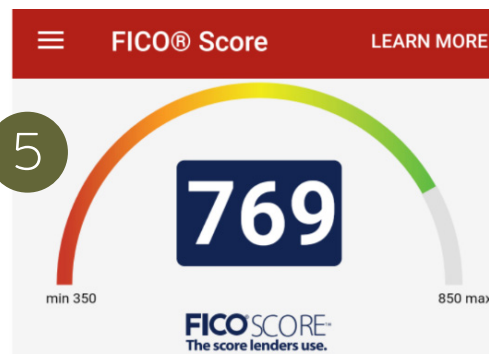
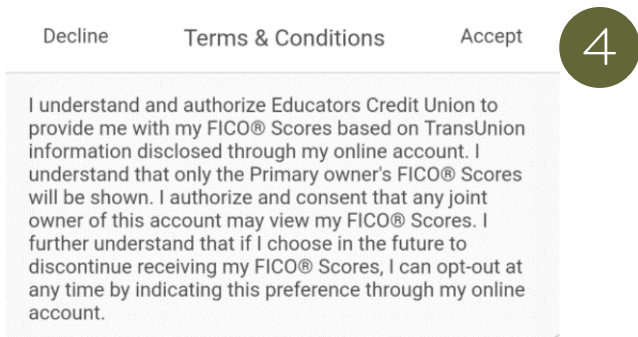


Primary members will see this new widget on their Mobile App. Here's how it works:

- 1) Login to the Mobile app on your iPhone or Android device.
- 2) Tap the "Menu" button in the upper left-hand side of your device.
- 3) Tap the "FICO® Score" option.
- 4) Tap "Accept" to agree to the terms and conditions for using the service.
- 5) Credit Score will load along with top two reasons for the score



- FAVORITES
- Dashboard
  - Accounts
  - Transfer
  - eDocuments
  - FicoScore
  - Bill Pay



**Note:** Scores are generated from TransUnion and use the FICO 08 Scoring Model which is the same one we use for What's Your Score? and in Temenos, for loan underwriting. The score pulled is a "soft hit" and does not impact the member's credit score.



**Educators**  
CREDIT UNION™

262.886.5900|ecu.com