

# New Mobile Banking: Quick Reference Guide



**Educators**  
CREDIT UNION

## The Basics

1

The new Educators Credit Union mobile app is available for Apple iOS devices in the App store, and Android devices in the Google Play store.



Available on the  
**App Store**



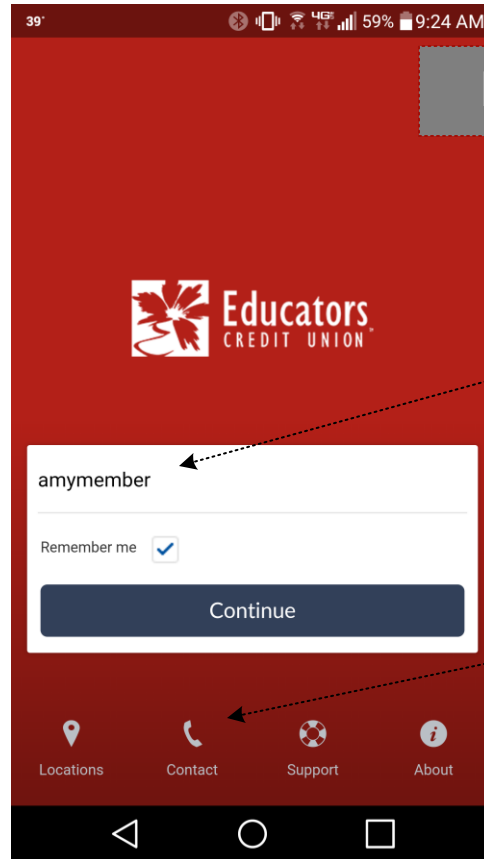
ANDROID APP ON  
**Google play**

2

You must register for the new Online Banking using the full-site browser version of Online Banking at [www.ecu.com](http://www.ecu.com) before using Mobile Banking.

3

Your Mobile Banking credentials are the same as your Online Banking authentication information. The username, password, and multifactor security questions, confidence image, and passphrase will be the same for Mobile and Online Banking.



Login

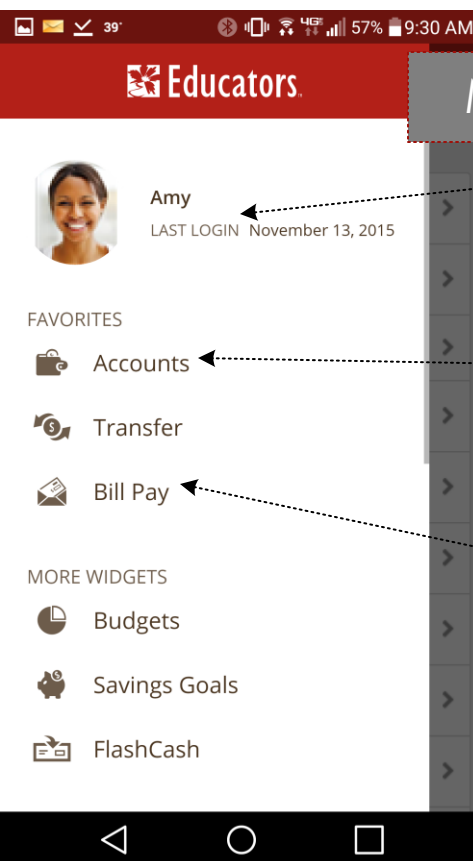
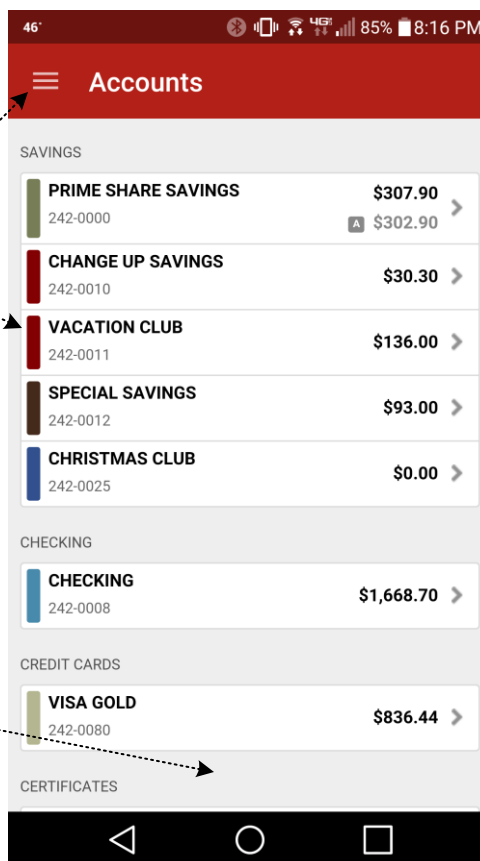
**Login** with the same username and password as your desktop Online Banking credentials.

**Links** to Educators Credit Union locations, contact information, and support.

The **Menu** dropdown is how you navigate Mobile Banking

**Accounts** is where you'll find all of your shares and loans.

If you don't see all your accounts, simply **Swipe** up!



Menu

**Last Login** information and profile information

**Widgets** are found on the drop-down menu

**Bill Payment** is now available in Mobile Banking.

# New Mobile Banking: Quick Reference Guide

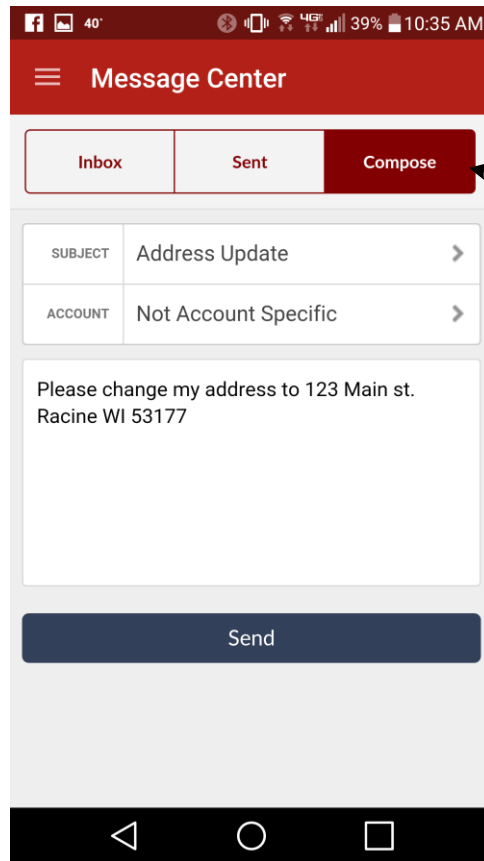
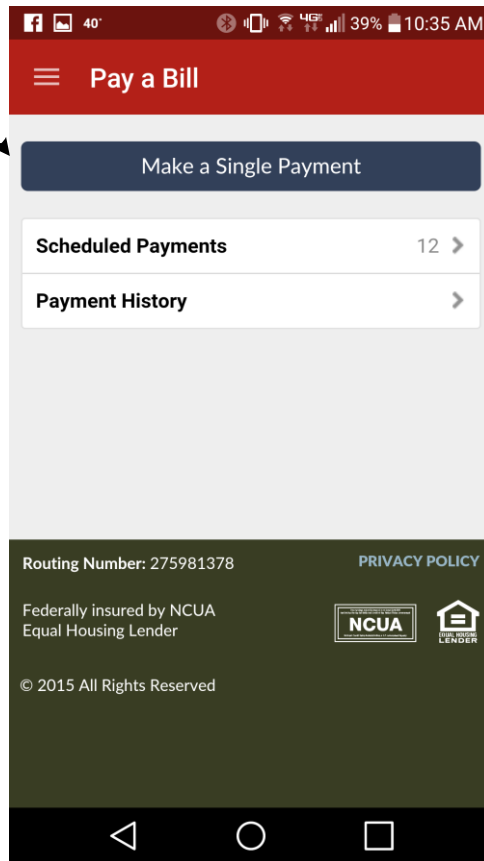


**Educators**  
CREDIT UNION

## What's New?

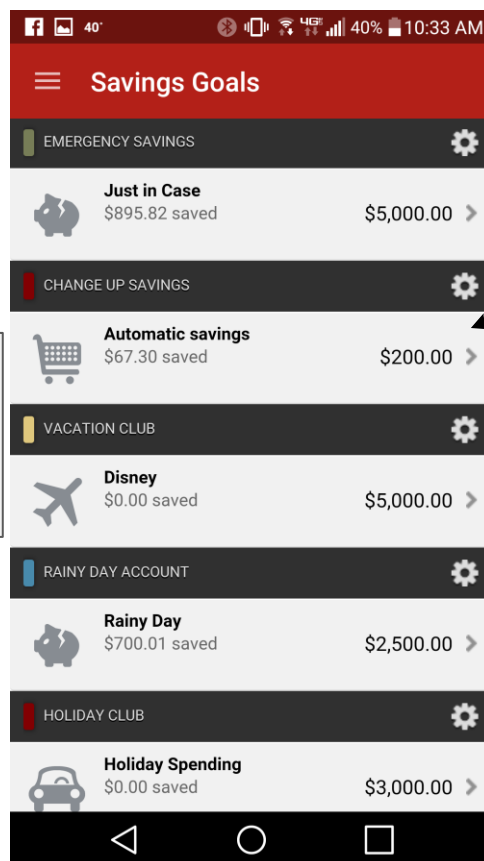
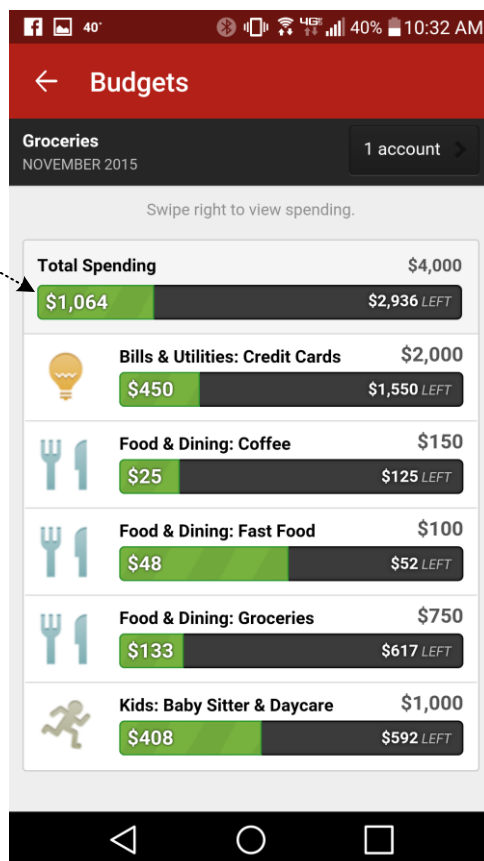
**Bill Pay** is now available in Mobile Banking.

**New Payees** must be set up using the full desktop Online Banking site.



You can send secure messages to the Member Response Team using the **Message Center**.

Previously configured **Budgets** are now available in Mobile Banking.



Previously configured **Savings Goals** are available in Mobile Banking.