

Ctrl app Registration Step-by-Step




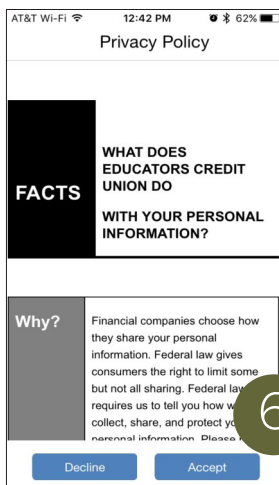
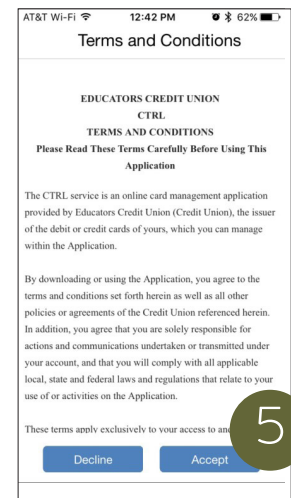
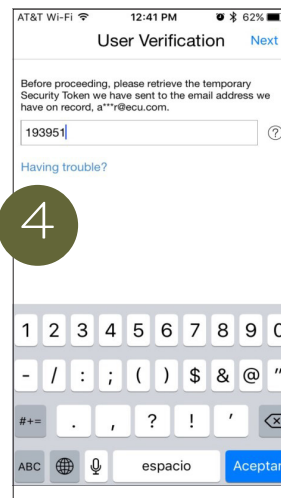
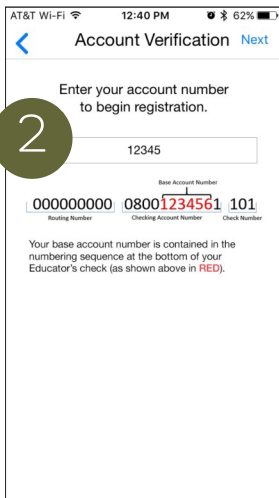
After you download and install Educators Ctrl app on your smartphone, click on the Educators Ctrl app icon to get started.



1. Select "New User."
2. Enter your Educators Credit Union member number here.
3. Enter the last four digits of the primary account holder's SSN/TIN.
4. Enter the Security Token sent to your email address on file.

If you do not receive an email to proceed with your registration, check your SPAM to be sure your email wasn't sent to a "Junk E-mail" folder. If you still did not receive your Security Token email, call us to update your contact information.

5. Review and accept the Terms and Conditions.
6. Review and accept the Privacy Policy.
7. Create your Username and Password to access the Ctrl app.
8. You are now ready to Ctrl your Educators card!



Educators
CREDIT UNION™

262.886.5900|ecu.com