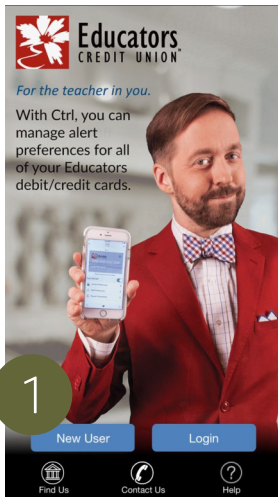


# Ctrl app Alert Preferences



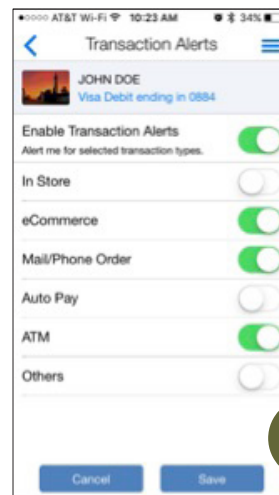
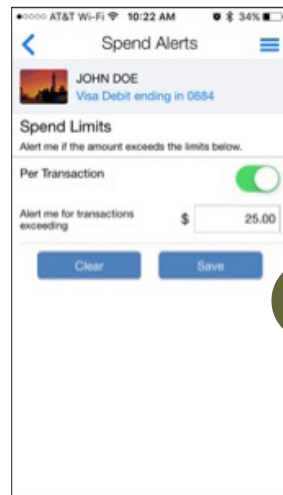
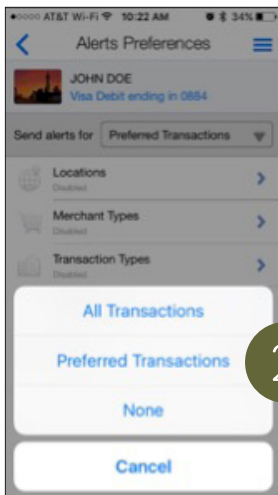

Select the Educators Ctrl app icon to launch Ctrl.

1. Select "Login" and enter your credentials.
2. Select the card you want to create preferences for, then select "Alert Preferences."

Select "All Transactions" to receive alerts for all transactions on that card.

Select "Preferred Transactions" then "Spend Limits" to set alerts for transactions exceeding the amount you enter.

3. In "Spend Alerts" select "Spend Limits," then select the "Per Transaction" button so that it is turned on. Enter your preferred amount in the "Alert me for transactions exceeding" box. Select "Save."
4. Under "Alert Preferences" then "Transaction Types," select "Enable Transaction Alerts." Turn ON all of the transaction types you would like to be notified for. When the button to the right of your transaction type is green, it means that it is turned ON. Select "Save."



**Educators**  
CREDIT UNION™

262.886.5900|ecu.com